

Original Research Article

Comparative evaluation of internet addiction amongst arts, commerce, engineering and medical students

Kartik Soni¹, M. N. Alam^{2*}, Prangyada R. Joshi³, Navinchandra M. Kaore⁴,
Sukhendra P. Singh⁵

¹MBBS student, RIMS, Raipur, Chhattisgarh, India

²Department of Community Medicine, CCM Medical College, Durg, Chhattisgarh, India

³Department of Biochemistry, SCB Medical College, Cuttack, Odisha, India

⁴Department of Microbiology, RIMS, Raipur, Chhattisgarh, India

⁵Department of Community Medicine, CIMS, Bilaspur, Chhattisgarh, India

Received: 08 June 2020

Accepted: 10 July 2020

*Correspondence:

Dr. M. N. Alam,

E-mail: drnaushad123@gmail.com

Copyright: © the author(s), publisher and licensee Medip Academy. This is an open-access article distributed under the terms of the Creative Commons Attribution Non-Commercial License, which permits unrestricted non-commercial use, distribution, and reproduction in any medium, provided the original work is properly cited.

ABSTRACT

Background: With the advancement of technology across the world web and information have been interlinked. Internet is one of the channels for communication at a large platform just with a click and scrolling by fingertip. It is an impulsive disorder, which does not involve use of an intoxicating drug. When need get converted to demand we get addicted. Addiction causes depression, anger, loneliness and other medical problems too. Considering its variable use among different professionals, present study has been conducted to assess the level of addiction among young professional students of Raipur Chhattisgarh.

Methods: Ethical approval for this study (N- ADMIN/261-B/2019) was provided by the institutional ethical committee Raipur institute of Medical Sciences (RIMS) Raipur on 11/07/2019. This was a cross-sectional observational study done in Raipur which included 160 (Purposive samples) students of 18-30 years from arts, commerce, engineering and medical colleges. The study duration was of two months (15 July 2019- 15 September 2019). Predesigned pretested structured questionnaire (Young's internet addiction test) was done using multistage simple random sampling.

Results: Prevalence of addiction is 65% (104/160). Mild, moderate and severe are 38% (62/160), 21.9% (35/160), 4.4% (07/160) respectively. Among severely addicted maximum 12.5% (05/160) belong to engineering stream.

Conclusions: Male are more addicted than female and engineering streams are affected more severely.

Keywords: Addiction, Internet, Professional students, Raipur

INTRODUCTION

With the advancement of technology across the world web and information have been interlinked. Internet is one of the channels for communication at a large platform just with a click and scrolling by fingertip. It is an impulsive disorder, which does not involve use of an intoxicating drug and is very similar to pathological gambling. When need get converted to demand we get

addicted. The internet use has increased very rapidly around the world in the recent past and contributing to quantify the world as a 'global village'.¹ According to Young, internet addiction is characterized by preoccupation with the internet, an inability to control the use, hiding about behaviour, psychological withdrawal, and continued use despite behavioural consequences.² Problematic internet use has negative impacts on different aspects of life such as academic, financial, occupational

and relationships.³ Excessive internet addiction is also associated with social and psychological and medical problems. The prevalence of internet addiction varies from 1.5% to 25% in different populations.⁴⁻⁷ considering its variable use among different professionals; present study has been conducted to assess the level of addiction among young professional students of Raipur Chhattisgarh.

METHODS

This was a cross-sectional observational study done in Raipur which included 160 (purposive samples) students of 18-30 years from arts, commerce, engineering and medical colleges. The study duration was of two months (15 July 2019- 15 September 2019). Predesigned pretested structured questionnaire (Young's internet addiction test) was done using multistage simple random sampling.⁸

Ethical approval for this study (N- ADMIN/261-B/2019) was provided by the Institutional Ethical Committee (IEC) Raipur institute of Medical Sciences (RIMS) Raipur on 11/07/2019.

All subject who are willing to participate in study and give valid consent without compulsion were included in the study. All subject who are not willing to participate in study and have not given valid consent and all those who are absent at the time of assessment were excluded from the study. Informed written consent obtained from subject prior to participation.

Statistical analysis

Data were analyzed using Microsoft office Excel and chi-square used as test of significance. Young's tool has 20 questions and scoring system, each question is based on scoring system. At last all the score have been summed up and addiction on the basis of final score is evaluated. Normal (0-30), mild (31-49), moderate (50-79), and severe (80-100).

RESULTS

Present study showed prevalence of addiction is 65% (104/160). Mild, moderate and severe are 38% (62/160), 21.9% (35/160), 4.4% (07/160) respectively. Among the 160 enrolled participants, 50% (80) are males and 50% (80) are female respectively. Among male maximum 23/160 (14%) belong to engineering stream whereas among female maximum 24/160 (15%) from arts field (Table 1).

There are 4 grades of internet addiction i.e. normal, mild, moderate and severe and association between stream and level of internet addiction is calculated by Chi square test. Among 40 arts students 11 (27.5%) have mild addiction, 7 (17.5%) have moderate addiction and none of them have severe addiction.

Among 40 commerce students 19 (47.5%) have mild addiction, 4 (10%) have moderate addiction and 1 (2.5%) has severe addiction. Among 40 engineering students 17 (42.5%) have mild addiction, 12 (30%) have moderate addiction and 5 (12.5%) have severe addiction. Among 40 medical students 15 (37.5%) have mild addiction, 12 (30%) have moderate addiction and 1 (2.5%) has severe addiction. there is a significant association between level of addiction and streams as $p < 0.05$ and $\chi^2 = 25.744$ (Table 2).

Table 1: Gender and stream-based distribution of study subject.

Stream	Gender		Total
	Male N (%)	Female N (%)	
Arts	16 (10)	24 (15)	40 (25)
Commerce	21 (13)	19 (12)	40 (25)
Engineering	23 (14)	17 (11)	40 (25)
Medical	20 (12.5)	20 (12.5)	40 (25)
Total	80 (50)	80 (50)	160 (25)

Table 2: Distribution of level of addiction with streams.

Streams	Level of addiction				Total N (%)
	Normal, N (%)	Mild, N (%)	Moderate, N (%)	Severe, N (%)	
Arts	22 (55)	11 (27.5)	7 (17.5)	0 (0)	40 (100)
Commerce	16 (40)	19 (47.5)	4 (10)	1 (2.5)	40 (100)
Engineering	6 (15)	17 (42.5)	12 (30)	5 (12.5)	40 (100)
Medical	12 (30)	15 (37.5)	12 (30)	1 (2.5)	40 (100)
Total	56 (35)	62 (38.8)	35 (21.9)	7 (4.4)	160 (100)

Chi square test (χ^2) = 25.744, $p < 0.05$, $\chi^2 = 25.744$, $df = 9$, statistically highly significant.

In arts stream, 4/22 (18.20%) males and 18/22 (81.80%) females lie in normal range, 5/11 (45.5%) males and 6/11 (54.50%) females have mild addiction, 7/7 (100%) males and none of the females are moderately addicted, and none of them have severe addiction (Figure 1). In

commerce stream, 10/19 (52.60%) males and 9/19 (47.40%) females have mild addiction, 4/4 (100%) males and none of females are moderately addicted, and 1/1 (100%) males has severe addiction while none of females show severe addiction (Figure 2). In engineering stream, 9/17 (52.90%) males and 8/17 (47.10%) females have

mild addiction, 7/12 (58.30%) males and 5/12 (41.70%) females are moderately addicted, and 3/5 (60%) males and 2/5 (40%) females have severe addiction students (Figure 3). In medical stream, 7/15 (46.70%) males and 8/15 (53.30%) females have mild addiction, 9/12 (75%) males and 3/12 (25%) females are moderately addicted, and 1/1 (100%) males has severe addiction while none of females show severe addiction (Figure 4).

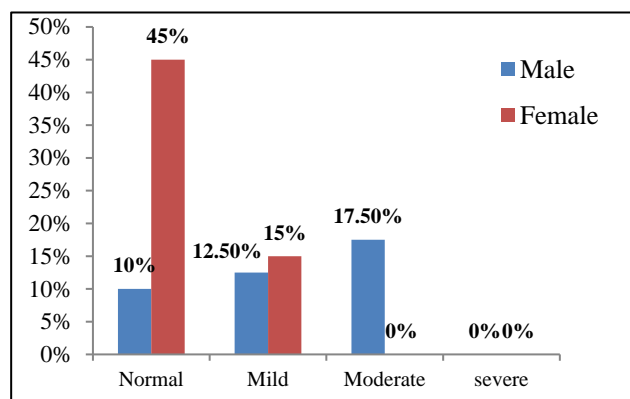


Figure 1: Gender wise distribution of level of addiction among arts students (n=40).

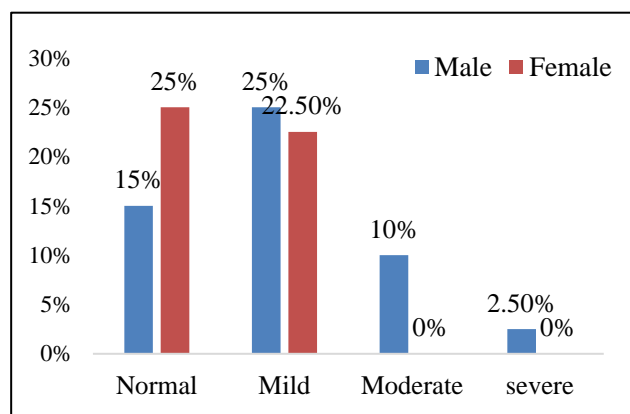


Figure 2: Gender wise distribution of level of addiction among commerce students (n=40).

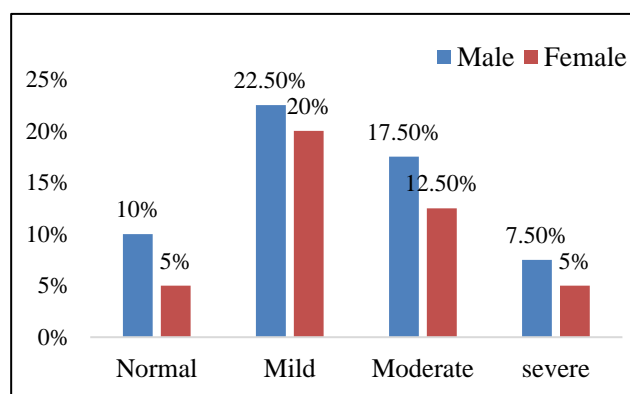


Figure 3: Gender wise distribution of level of addiction among engineering students (n=40).

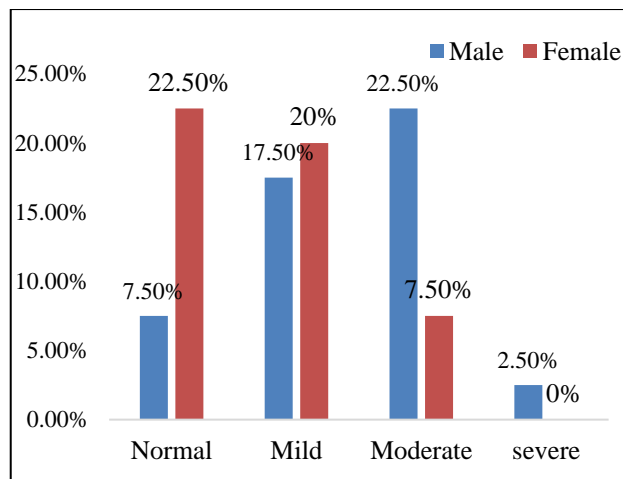


Figure 4: Gender wise distribution of level of addiction among medical students (n=40).

DISCUSSION

Globally, the number of internet users has crossed the three-billion mark, while in India users grew over 17% in the first 6 months of 2015 to 354 million.⁹ An article published way back in The Guardian in March 2008 said “Addiction to internet ‘is an illness’ and evidence shows that heavy users suffer isolation, fatigue and withdrawal symptoms.”¹⁰ Present Study shows equal percentage of both gender. Kannan et al found among 201 study subjects, 127 (63.2%) were males and 74 (36.8%) were females.¹¹ Present study showed prevalence of addiction is 65% (104/160). Mild, moderate and severe are 38% (62/160), 21.9% (35/160), 4.4% (07/160) respectively. Similar study by Sharma et al revealed 35.0% as mildly addicted, 7.4% moderately, and 0.3% as severely addicted.¹² Jain et al observed the prevalence of internet addiction was 93.3%. 38.7% had mild internet addiction, 49.3% had moderate internet addiction and 5.3% had severe internet addiction.¹³ Present study stated that males are more addicted to internet than females. Similar finding observed by Sharma et al where 55% subject were male. The mean age of the students was 19.02 (± 1.450) years and Kannan et al where male were more addicted to the internet than female 22.8% and 8.1% respectively.¹¹⁻¹² Another study also observed that addiction was more common in males than in females.¹⁴ Anand et al, observed among the total (n=1763), 27% of medical students met criterion for mild addictive internet use, 10.4% for moderate addictive internet use, and 0.8% for severe addiction to internet.¹⁵ Present study shows in medical stream, 7/15 (46.70%) males and 8/15 (53.30%) females have mild addiction, 9/12 (75%) males and 3/12 (25%) females are moderately addicted, and 1/1 (100%) males has severe addiction while none of females show severe addiction. According to Niranjana et al, in a study done in private medical college students among 200 study participants, 93.5% were using smartphone to access internet. More than half (53.5%) of the study participants were average internet users and 33 (16.5%) were possible internet addicts.¹⁶

Present study too has got results in concordance to this study that severe addiction in commerce and medical stream was 1/40 (2.5%) in males and that in engineering students was 3/40 (7.5%) in males and 2/40 (5%) in females. We also found 1/40 (2.5%) severe addiction in medical students. Firouzehsepehrian et al found in their study in Urmia Universities demonstrated that the prevalence of internet addiction among students in Urmia was 16/36, more among boys (85/2) than girls (14/8), and more in science and engineering students (7/90) than arts and humanities students (9/3).¹⁷ There was a significant difference amongst four groups in anxieties ($p < 0.0005$). Present study has got results in concordance to this study that internet addiction was more in science and engineering stream as compared to art and humanity students. According to study by Kumar et al, excessive internet users were more in commerce and humanities as compared to science and majority of science students were normal users.⁹ Present study has got results contrary to this study which might be due to different sample size and region of study. Asiri et al, in their study points out that males are more efficient at using internet, receive lesser supervision by parents and end up using internet more for entertainment needs in comparison to females which increases their potential risk for internet addiction.¹⁸ In another study by Salubi et al of all subject 282 (72.3%) of the respondents indicated that they make use of the internet daily with 34.8% spending more than 10 hours.¹⁹ Patel et al observed that out of total 172 participants, 5.73% of students had internet addiction. More than half of the students with internet addiction were using internet for 5 years or more. More than 85% of the students with internet addiction did not perform any daily exercise/sports, were spending more than 2 hours in a day, and had high levels of perceived stress.²⁰ In another study, 108/200 (54%) were male and 92/200 (46%) were female. The prevalence of whatsapp addiction among medical students is 51%. In spite of knowing the harmful effect of whatsapp usage, 32.5% of them are using it and unable to control it.²¹ It further gives a way to assess the correlation between psychological disorder and other medical disorder developed due to internet addiction which has not been done in this state to gain deeper and better insight into the issue so that this disorder can be tackled earlier and efficiently.

CONCLUSION

Current study observed that more addiction in engineering and medical field as compared to commerce and arts stream. This may be due to their easy accessibility to internet as a part of their academics. Males are more addicted than females. As study revealed, addiction is more in engineering and medical stream and in male students that may lead to psychological and medical disorder. So they need to change their life style and awareness should be created by IEC regarding this silent addiction that is extending its arm to trap the youth. Further present study gives way to

research for correlation between internet addiction and psychological and medical disorder.

ACKNOWLEDGEMENTS

Authors would like to thank STS (Short Term studentship) Programme of ICMR (Indian Council of Medical research) under which the research was carried out and institution RIMS for their kind cooperation and financial support.

Funding: The study was funded from Institution RIMS, Raipur, Chhattisgarh, India.

Conflict of interest: None declared

Ethical approval: The study was approved by the Institutional Ethics Committee

REFERENCES

1. Nwankwo OM. Prevalence of internet addiction among medical students in Abia State University, Uturu, Nigeria. *Abia State Uni Med Asso Journal*. 2015;10(1):33-9.
2. Young KYS. Cognitive behavior therapy with internet addicts: treatment outcomes and implications. *Cyberpsychology Behavior*. 2007;10(5):671-9.
3. Chou C, Hsiao MC. Internet addiction, usage, gratification, and pleasure experience: the Taiwan college students' case. *Computers Education*. 2000;35(1):65-80.
4. Deng YX, Hu M, Hu GQ, Wang LS, Sun ZQ. An investigation on the prevalence of internet addiction disorder in middle school students of Hunan province. *Zhonghua Liu Xing Bing Xue Za Zhi*. 2007;28:445-8.
5. Johansson A, Gotestam K. Internet addiction: Characteristics of a questionnaire and prevalence in Norwegian youth (12-18 years). *Scandinavian J Psychol*. 2004;45(3):223-9.
6. June K, Sohn S, So A, Yi G, Park S. A study of factors that influence internet addiction, smoking, and drinking in high school students. *J Korean Academy Nursing*. 2007;37(6):872.
7. Tsai H, Cheng S, Yeh T, Shih C, Chen K, Yang Y, et al. The risk factors of Internet addiction a survey of university freshmen. *Psych Res*. 2009;167(3):294-9.
8. Young K. Internet addiction: the emergence of a new clinical disorder. *Cyber Psychol Behav*. 1998;1(3):237-44.
9. Kumar N, Kumar A, Mahto S, Kandpal M, Deshpande S, Tanwar P. Prevalence of excessive internet use and its correlation with associated psychopathology in 11th and 12th grade students. *General Psychiatry*. 2019;32(2):e100001.
10. Addiction to internet 'is an illness' New evidence shows that heavy users suffer isolation, fatigue and withdrawal symptoms. Available at: [https:// www.](https://www.)

- theguardian.com/technology/2008/mar/23/news.internet. Assessed on 16 October 2019.
11. Kannan B, Karthik S, Pal G, Menon V. Gender variation in the prevalence of internet addiction and impact of internet addiction on reaction time and heart rate variability in medical college students. *J Clin Diag Res*. 2019;3(4):1-4.
 12. Sharma A, Sahu R, Kasar PK, Sharma R. Internet addiction among professional courses students: a study from central India. *Int J Med Sci Public Health*. 2014;3:1069-73.
 13. Jain D. Prevalence and determinants of internet addiction among undergraduate medical students of Rewa, M.P. *J Med Sci Clin Res*. 2018;6(8):33-9.
 14. Niemz K, Griffiths M, Banyard P. Prevalence of pathological internet use among university students and correlations with self-esteem, the general health questionnaire (GHQ), and disinhibition. *Cyber Psychol Behavior*. 2005;8(6):562-70.
 15. Anand N, Thomas C, Jain P, Bhat A, Thomas C, Prathyusha P, et al. Internet use behaviors, internet addiction and psychological distress among medical college students: a multicentre study from South India. *Asian J Psych*. 2018;37:71-7.
 16. Niranjjan R, Raj A, Prasad RT, Manikandan S. Prevalence of internet addiction and effects of social media use among a private medical college students, Pondicherry. *Int J Current Advanced Res*. 2017;6(10):6486-90.
 17. Firouzehsepehrian, Jabari J. The rate of prevalence in the internet addiction and its relationship with anxiety and students' field of study. *Australian J Basic Applied Sci*. 2011;5(10):1202-6.
 18. Asiri S, Fallahi F, Ghanbari A, Kazemnejadileili E. Internet addiction and its predictors in guilan medical sciences students, 2012. *Nursing Midwifery Studies*. 2013;1(4):234-9.
 19. Salubi O, Muchaonyerwa N, Nekhwevha F. Digital media usage and prevalence of internet addiction among undergraduate students in South Africa. *Int J Web Appl*. 2018;10(4):127.
 20. Patel V. Study of internet use characteristics, perceived stress, and internet addiction among first-year medical students of Jamnagar, Gujarat, India. *Indian J Private Psych*. 2019;13(2):44-7.
 21. Rajini S, Kannan K, Alli P, Tamilsevi V. Study on prevalence of whatsapp addiction among medical students in a private medical college, Pondicherry. *Indian J Public Health Res Develop*. 2018;9(7):113.

Cite this article as: Soni K, Alam MN, Joshi PR, Kaore NM, Singh SP. Comparative evaluation of internet addiction amongst arts, commerce, engineering and medical students. *Int J Community Med Public Health* 2020;7:3197-201.